

**Report for:** Corporate Parent Advisory Committee: July 2021

**Item number:**

**Title:** Performance for 2020/21



**Report**

**Authorised by:** Director Children's Services Ann Graham

**Lead Officer:** Richard Hutton, Performance and Business Intelligence  
[richard.hutton@haringey.gov.uk](mailto:richard.hutton@haringey.gov.uk)

**Ward(s) affected:** All

**Report for Key/**

**Non Key Decision:** Non key

## **1. Introduction**

- 1.1. This report provides an analysis of the performance data and trends for an agreed set of measures relating to looked after children on behalf of the Corporate Parenting Advisory Committee.
- 1.2. Section 2 contains performance highlights and key messages identifying areas of improvement and areas for focus. It provides an overall assessment relating to Children in Care so that Members can assess progress in key areas within the context of the Local Authority's role as Corporate Parent.
- 1.3. The report covers the year 2020/21 with update for April and May 2021 where appropriate.

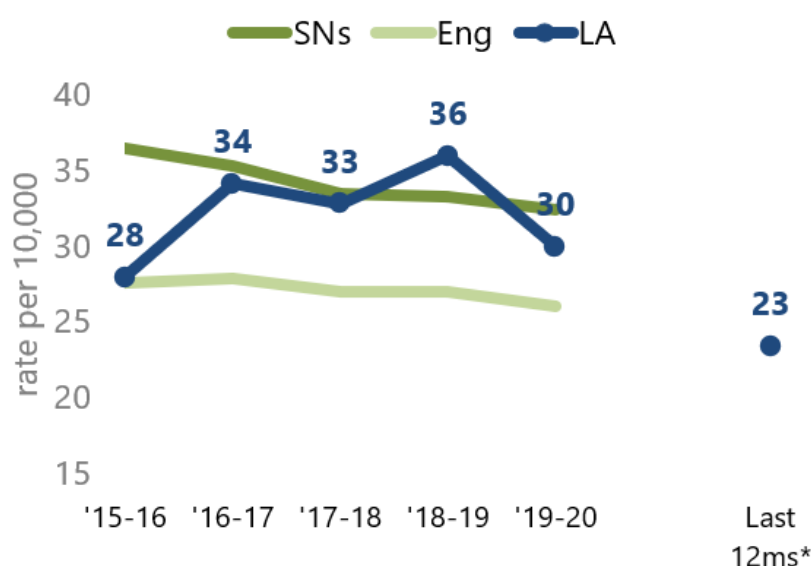
## **2. Overall Assessment of Performance**

- 2.1. At the end of March 2021 **385 children were in care** (rate of 64 per 10,000). This is 14 fewer children than was reported at the end of 2019/20.
- 2.2. The number of unaccompanied asylum seeker (UASC) children has decreased to 26 from 48 at the end of March 2020, its now 24, exactly half our 0.08% quota. This is mostly due to the impact of lockdown and young people being unable to travel due to the restrictions in place in 2020. Since that time, most UASC have arrived in Kent or Croydon. These LA's have sought support from other local authorities. We responded and have accepted a small number of their UASC.

- 2.3. In the last 12 months 152 children ceased to be looked after, this compares to 200 during the 12 months to March 2020. In the past year there were 52 children (34%) who ceased to be looked after and returned home to live with their parents or relatives. (24% in 2019/20)
- 2.4. In 2020/21, 140 children have started to be looked after. The **rate of children becoming looked after per 10,000** has **decreased to 23 from 30 in 2019/20**. Haringey's rate is lower than the average London at (27 in 2019/20). The number of unaccompanied Asylum-seeking children (UASC) decreased to 14 starting care, representing 10% down from 26% in 2019/20

2.5.

### Rate of CLA started per 10,000 children



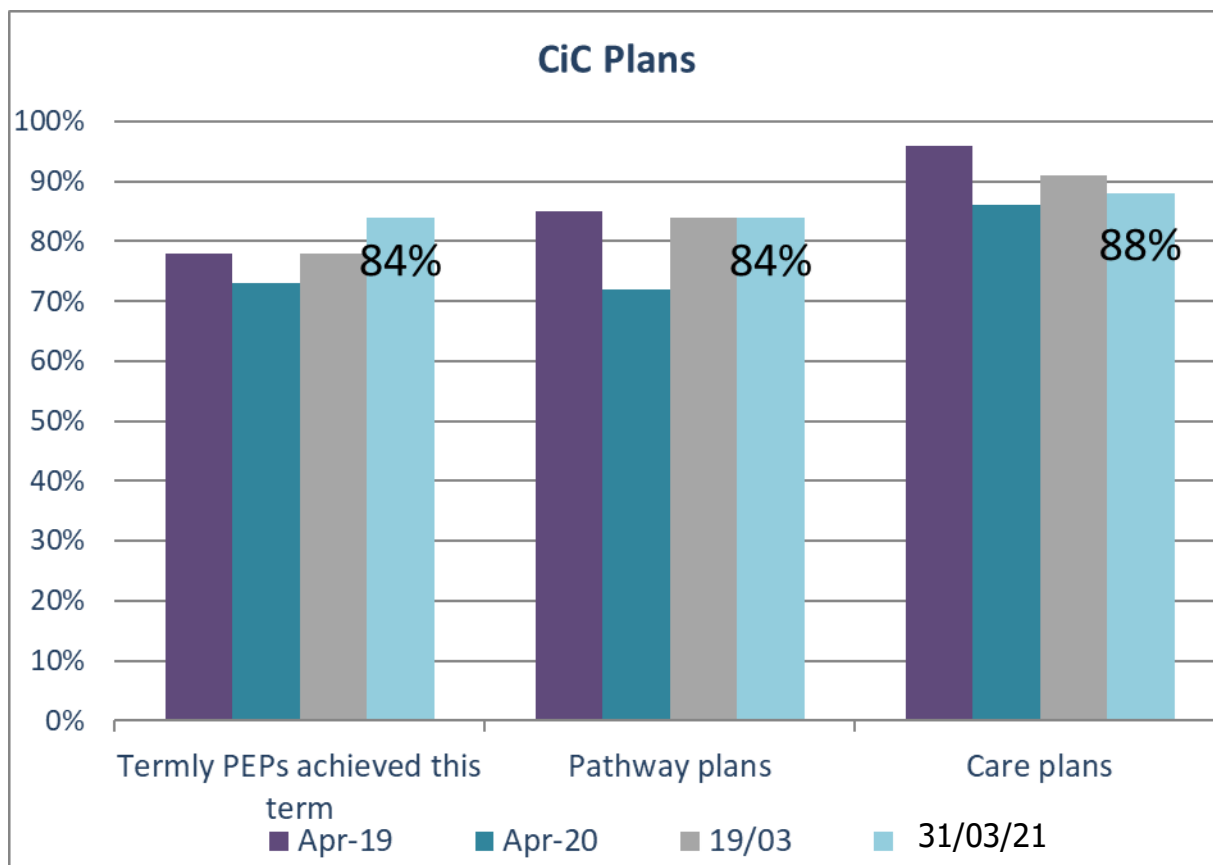
- 2.6. Children with a recorded **permanency plan**, the top 6 permanency plans are set out below along with the percentage of our children in care with that plan.

### Permanence plan

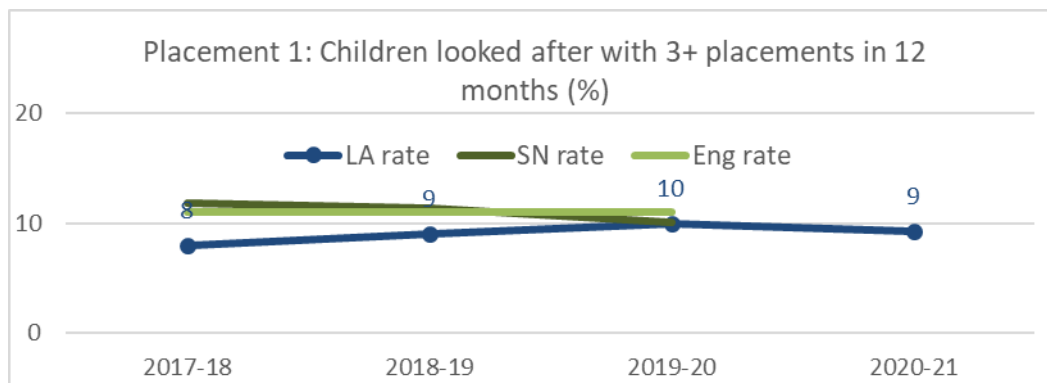
	Number	%
Return to family	24	6%
Adoption	30	8%
SGO/CAO	10	3%
Supported living	18	5%
L/T residential	32	8%
L/T fostering	181	47%

L/T – Long term, SGO – special guardianship order, CAO – Child Arrangement Order

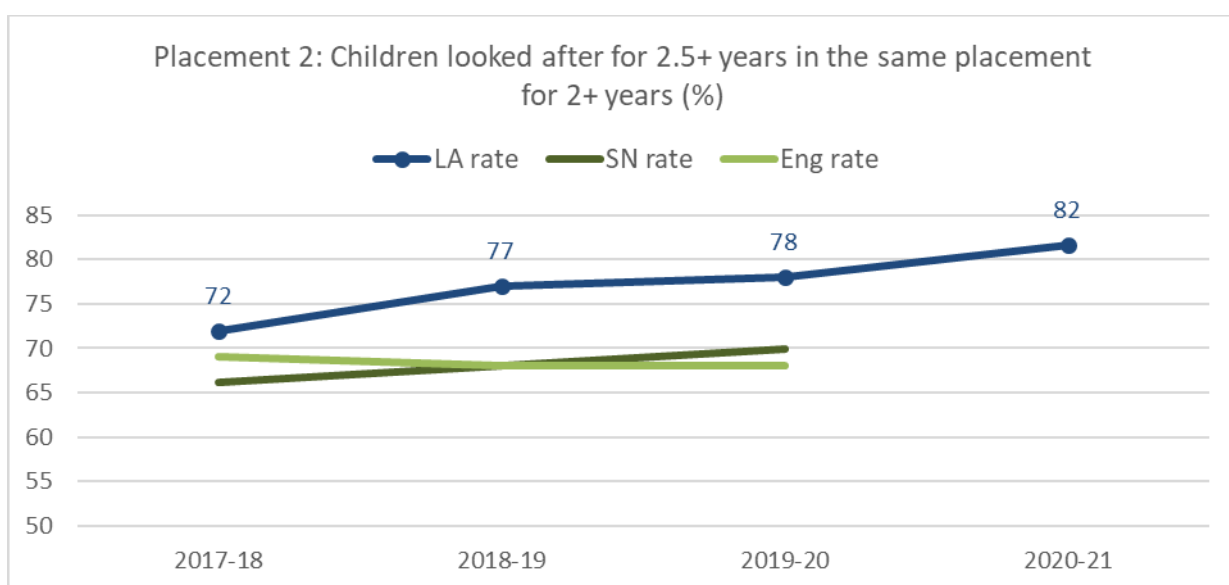
- 2.7. Only 5 children have been adopted in the last 12 months. Of the current Children in Care population 10 are placed for adoption.
- 2.8. As at end of March, **88%** of looked after children aged under 16 had an **up to date Care Plan** and 84% of those over 16 had up to date pathway plans.
- 2.9. Personal education plans (PEPs) have been challenging this year following a record high level in the summer term (96%) with only 84% as of 31/03/21.



- 2.10. 91% of **Children in Care including young adults** were recorded as having up to date visits within the relevant timescales as of the last week of March. Many of the children who do not have a recent visit on record have been seen and the visit is awaiting write up and logging on the IT system. Visits to looked after children continue to be tracked at performance meetings, held by the Head of Service for Children in Care, and along with supervision and management direction continue to be actively monitored.
- 2.11. At the end of March 2021, 9% of children with an open episode of care **had three or more placement moves in the last 12 months**. This is slightly better (lower) than last year, the London average and statistical neighbour average.

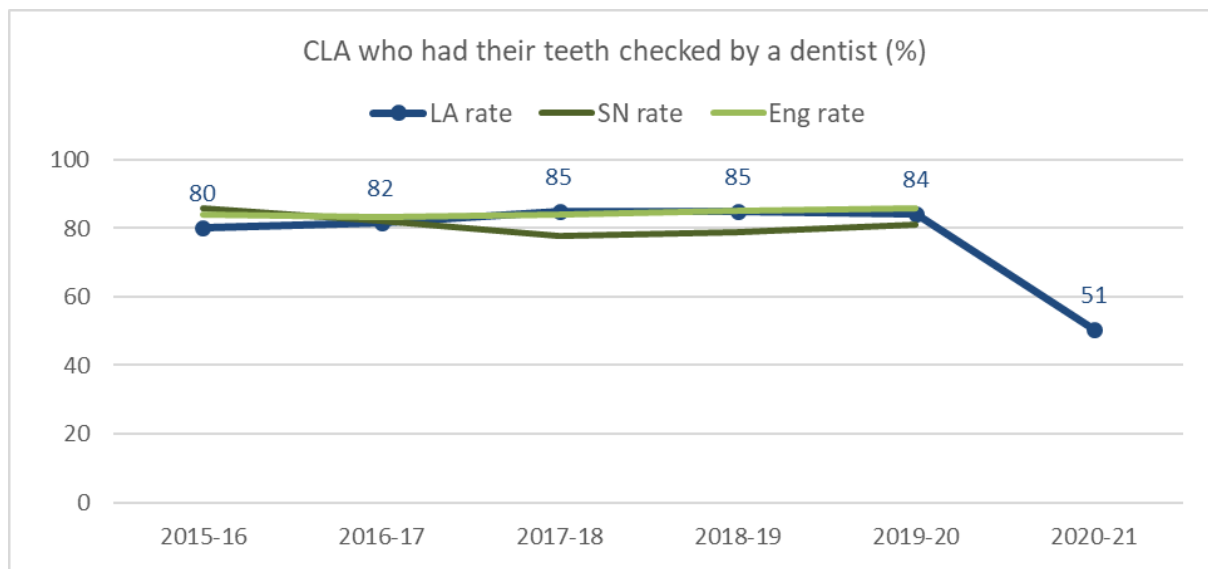


Children under 16 who had been in care for at least 2.5 years in the same placement for at least 2 years, has improved to 82% (101 children) although it is better than statistical neighbour average of 70%. These two indicators should be viewed together to gain a view of placement stability for Haringey's children in care. Which shows a positive balanced picture.

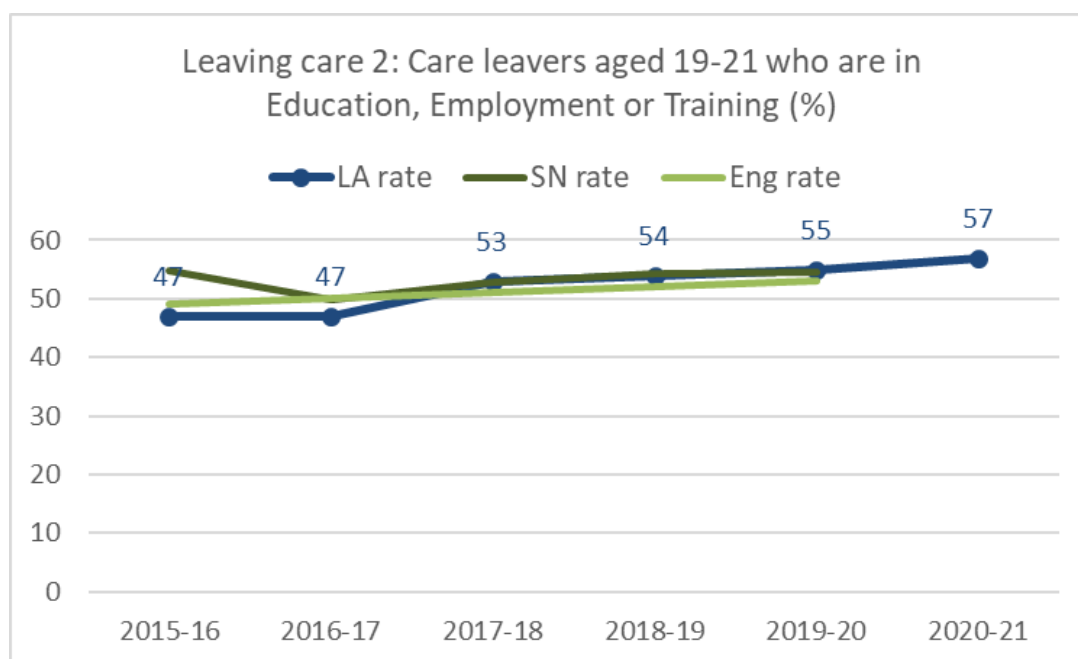


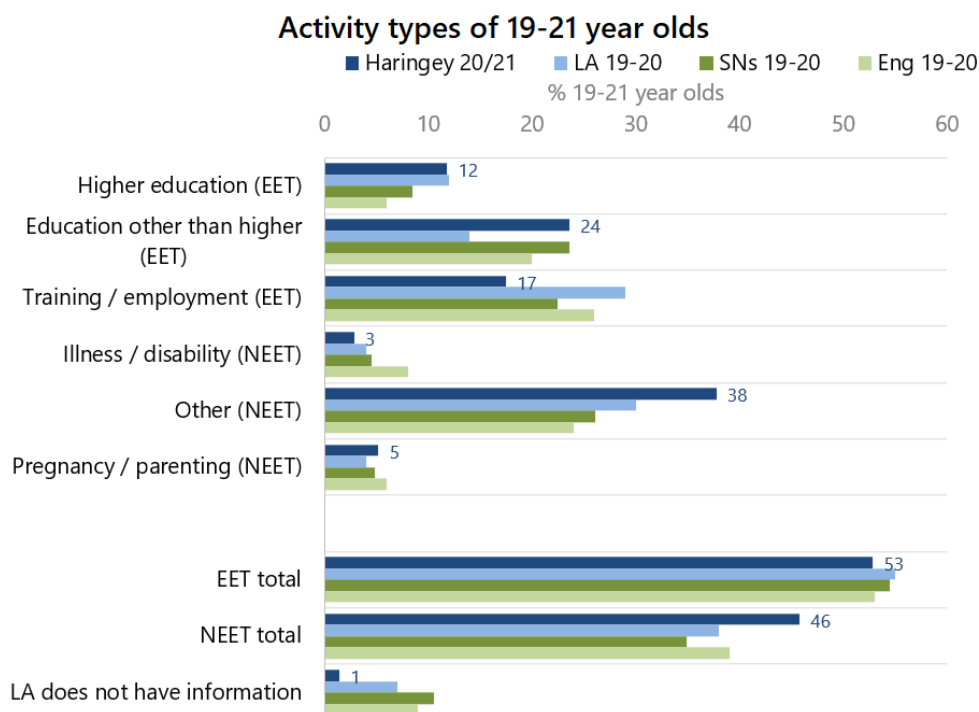
- 2.12. At the end of March, children who were looked after for at least 12 months with an **up-to-date health assessment** was 99%, maintaining excellent performance above statistical neighbours levels 93%.

- 2.13. At the beginning of September only 42% of eligible children had **up to date dental visits. This has increased to 51% by the end of March and to 63% by the end of June.** Unfortunately, dental checks remain a stubborn and challenging area even more so during lockdown and COVID restrictions.

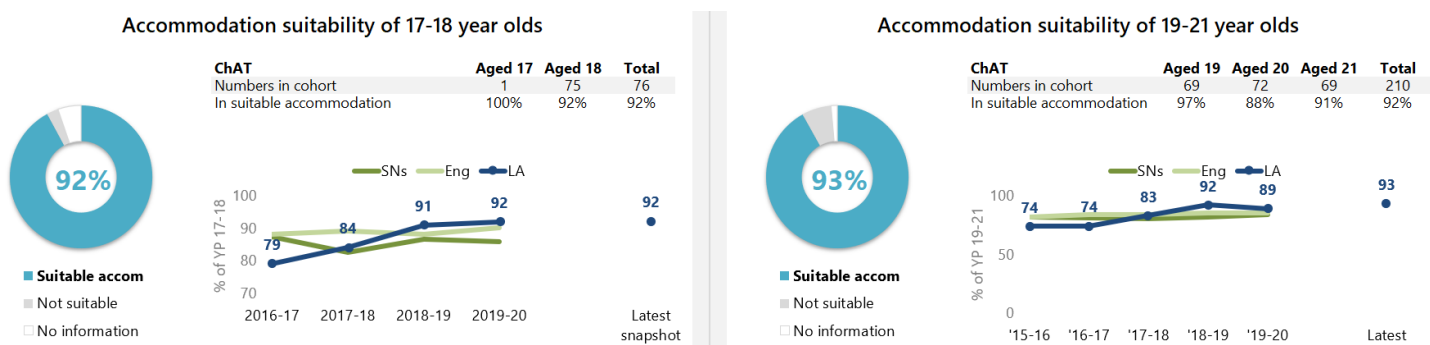


- 2.14. There are now 418 **care leavers** in receipt of leaving care services, 97% of those **aged 19-21** and 96% **17-18-year-olds** were considered as **in touch with the local authority** at the end of November.
- 2.15. 133 or 57% of the 19-21-year-olds and 78% (up 4pp) of the 17-18-year-olds were known to be in **Education Employment or Training (EET)**





- 2.16. 93% of **19-21 year old care leavers** were known to be in **suitable accommodation** (89% in 2019/20) and 92% of 17-18 year olds (Unchanged from 2019/20).



### 3. Contribution to strategic outcomes

- 3.1. Borough Plan 2019-2022
- 3.2. People Priority: A Haringey where strong families, strong networks and strong communities nurture all residents to live well and achieve their potential